






Damp and mould

Quick guide




Damp and Mould can cause serious problems to your health if left untreated. We are committed to ensuring your home is safe and habitable by actioning any reports of damp or mould.



For reports of damp or mould, we will:

-  Carry out an inspection.
-  Identify underlying causes.
-  Carry out relevant works.
-  Conduct follow-up visits.
-  Sign-post for further advice.

We ask that you:

-  Report any issues of damp or mould as soon as possible.
-  Allow us access to carry out inspections and relevant works.
-  Follow advice and guidance given to help prevent or reduce condensation.

Help reduce condensation

Condensation is the most common cause of dampness.

You can help reduce this in your home by following these simple tips.

Ventilation

- Open windows regularly.
- Use extractor fans available.
- Create air flow through your home.
- Position furniture away from walls.




Temperature

- Maintain a steady room temperature.
- Minimum temperature of 15°C.
- Avoid short bursts of high heat.



Reduce moisture

- Cover pans when cooking.
- Close doors when cooking or showering.
- Wipe down surfaces when droplets form.
- Wipe down sinks and showers after use.
- Dry clothes outside, where possible.



Condensation

Condensation occurs when there is too much moisture in the air and can often worsen in cold weather. This is common with daily activities such as cooking, cleaning and showering.

Signs of condensation

- Black mould on windows and walls.
- Water droplets on windows and sills.
- Damp rings on ceilings and walls.
- Walls feel slightly damp to the touch.



Penetrating damp

Penetrating damp can be caused by leaks from pipes outside of the property, structural issues or blocked guttering which if identified, we as the landlord will repair.

Signs of penetrating damp

- Damp patches at location of defect.
- Peeling wallpaper at location of defect.
- Areas wet to the touch.



Rising damp

Rising damp is caused by moisture coming up through the building. Caused by structural issues or inadequate drainage at ground level, we as the landlord will repair.

Signs of rising damp

- Damp patches at base of walls.
- Peeling wallpaper or paint at floor.
- Rotting skirting boards or flooring.
- Tide marks coming from the floor.



Happy to translate | Możemy przetłumaczyć | Раді перекладати | Ni Fahari kutafsiri | अनुवाद करके खुशी हुई | ਅਨੁਵਾਦ ਕਰਨ ਵਿੱਚ ਖੁਸ਼ੀ | 乐意翻译 | حن سعداء لتقديم